


Supporting Information

Polyurethane Fibers Bearing Nanoparticles of Polyacrylic Acid Grafted with Oleylamine and Zwitterion

Arbanah Muhammad^{*,**,#}, Woonhyeong Lee^{*,#}, Jinwoo Nam^{*}, Tian Kun^{*}, and Juhyun Park^{*,†} 

^{*}Department of Chemical Engineering, Department of Intelligent Energy and Industry, Chung-Ang University, Seoul 06974, Korea

^{**}Chemical Engineering Studies College of Engineering, Universiti Teknologi MARA, Cawangan Johor, 81750 Johor, Malaysia

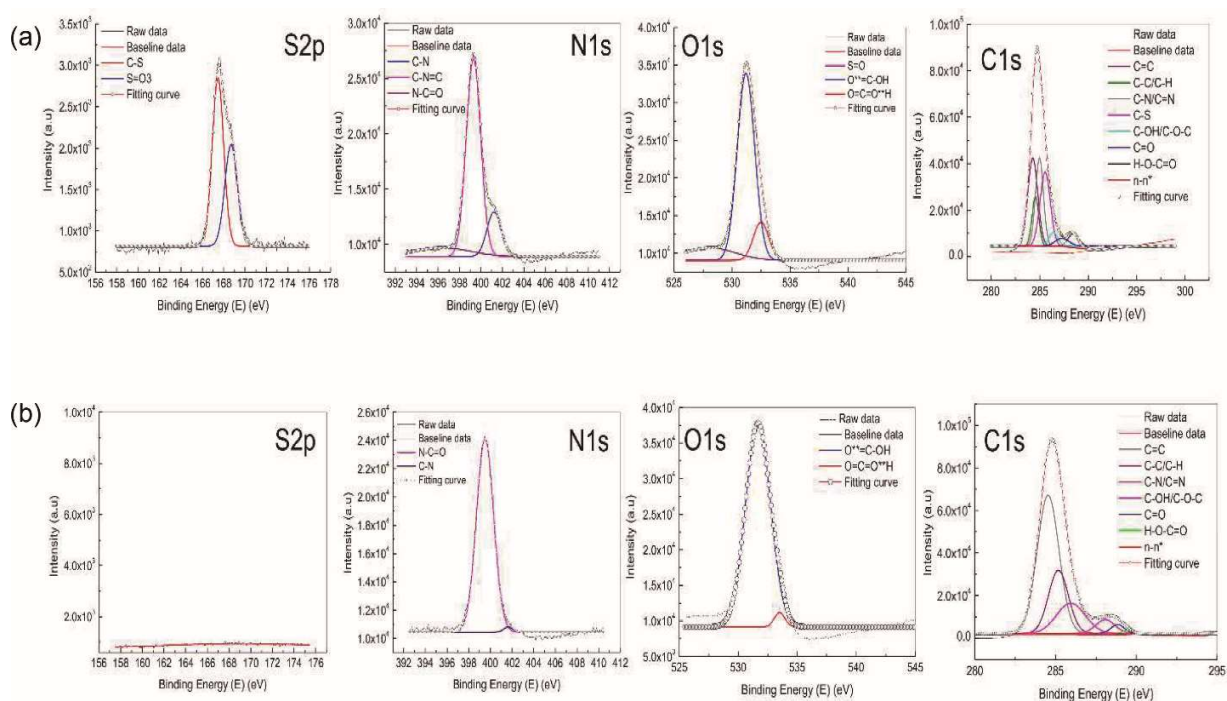


Figure S1. The XPS analysis of (a) PU@PAA-g-OA(Zwitterion) for S2p, N1s, O1s and C1s (b) PU@PAA-g-OA for S2p, N1s, O1s and C1s.

Table S1. Binding energies of elements

	Orbital	Binding energy (eV)
C	1s 1C=C	284.26
	1s C-C/C-H	284.53
	1s C-N/C=N	285.54
	1s C-S	284.95
	1s C-OH/C-O-C	286.42
	1s C=O	287.31
	1s H-O-C=O	288.50
	1s n-n*	290.79
O	1s S=O	528.09
	1s O**=C-OH	531.21
	1s O=C-O**H	532.49
N	1s C-N	401.23
	1s C-N=C	396.39
	1s N-C=O	399.3
S	2p S=O3	168.69
	2p C-S	167.47

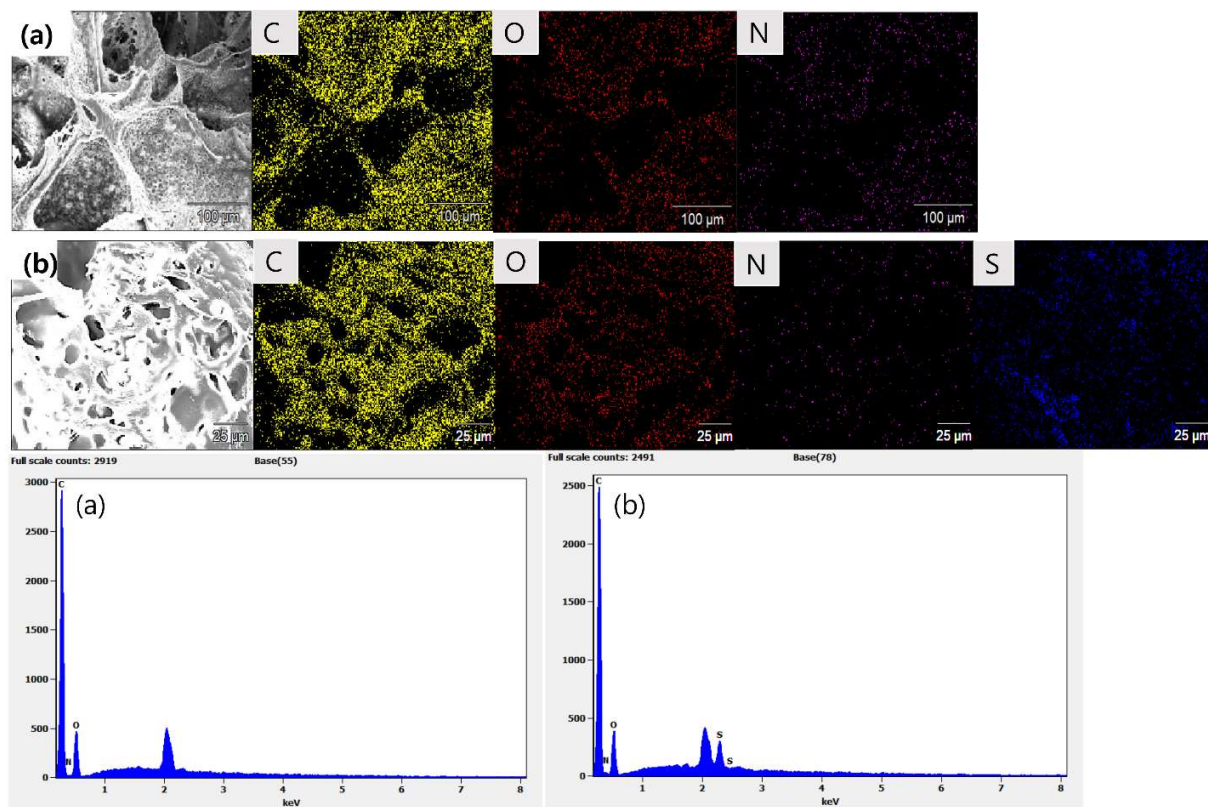


Figure S2. The FESEM-EDS analysis of the (a) PU@PAA-g-OA (b) PU@PAA-g-OA(Zwitterion) fiber.